

State Filing Year

2017

Note: This Budget document is for Fiscal Years Beginning Jan. 1, 2017 to Dec. 31, 2017

	<u>Start Year</u>		<u>End Year</u>
Fiscal Year	2017	-	2017

Authority Budget of:

ADOPTED COPY

Beachwood Sewerage Authority

For the Period:

January 1, 2017

to

December 31, 2017

www.beachwoodsewerageauthority.com

Authority Web Address

Department Of



**Community
Affairs**

Division of Local Government Services

2017 AUTHORITY BUDGET

Certification Section

2017

Beachwood Sewerage Authority

AUTHORITY BUDGET

FISCAL YEAR: FROM January 1 TO December 31

For Division Use Only

CERTIFICATION OF APPROVED BUDGET

It is hereby certified that the approved Budget made a part hereof complies with the requirements of law and the rules and regulations of the Local Finance Board, and approval is given pursuant to N.J.S.A. 40A:5A-11.

*State of New Jersey
Department of Community Affairs
Director of the Division of Local Government Services*

By: _____ Date: _____

CERTIFICATION OF ADOPTED BUDGET

It is hereby certified that the adopted Budget made a part hereof has been compared with the approved Budget previously certified by the Division, and any amendments made thereto. This adopted Budget is certified with respect to such amendments and comparisons only.

*State of New Jersey
Department of Community Affairs
Director of the Division of Local Government Services*

By: Paul D. Cwert, CPA, RMA Date: 12/21/2016

2017 PREPARER'S CERTIFICATION


Beachwood Sewerage Authority

AUTHORITY BUDGET

FISCAL YEAR: FROM: January 1 TO: December 31

It is hereby certified that the Authority Budget, including both the Annual Budget and the Capital Budget/Program annexed hereto, represents the members of the governing body's resolve with respect to statute in that: all estimates of revenue are reasonable, accurate and correctly stated; all items of appropriation are properly set forth; and in itemization, form and content, the budget will permit the exercise of the comptroller function within the Authority.

It is further certified that all proposed budgeted amounts and totals are correct. Also, I hereby provide reasonable assurance that all assertions contained herein are accurate and all required schedules are completed and attached.

Preparer's Signature:			
Name:	William E. Antonides, Jr., C.P.A.		
Title:	Fee Accountant		
Address:	2807 Hurley Pond Road, P.O. Box 1137, Wall, NJ 07719		
Phone Number:	732-681-0980	Fax Number:	732-681-4033
E-mail address	b.antonides.jr@gmail.com		

2017 APPROVAL CERTIFICATION

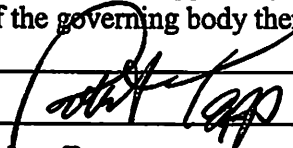
Beachwood Sewerage Authority

AUTHORITY BUDGET

FISCAL YEAR: FROM: January 1 TO: December 31

It is hereby certified that the Authority Budget, including all schedules appended hereto, are a true copy of the Annual Budget and Capital Budget/Program approved by resolution by the governing body of the Beachwood Sewerage Authority, at an open public meeting held pursuant to N.J.A.C. 5:31-2.3, on the 18th day of October, 2016.

It is further certified that the recorded vote appearing in the resolution represents not less than a majority of the full membership of the governing body thereof.

Officer's Signature:			
Name:	Robert Tapp		
Title:	Secretary		
Address:	1133 Beach Avenue, Beachwood, NJ 08722		
Phone Number:	732-240-2608	Fax Number:	732-240-7278
E-mail address	beachwood_sewer_authority@verizon.net		

INTERNET WEBSITE CERTIFICATION

Authority's Web Address:

www.beachwoodsewerageauthority.com

All authorities shall maintain either an Internet website or a webpage on the municipality's or county's Internet website. The purpose of the website or webpage shall be to provide increased public access to the authority's operations and activities. N.J.S.A. 40A:5A-17.1 requires the following items to be included on the Authority's website at a minimum for public disclosure. Check the boxes below to certify the Authority's compliance with N.J.S.A. 40A:5A-17.1.

- A description of the Authority's mission and responsibilities
- Commencing with 2013, the budgets for the current fiscal year and immediately preceding two prior years
- The most recent Comprehensive Annual Financial Report (Unaudited) or similar financial information
- Commencing with 2012, the annual audits of the most recent fiscal year and immediately two prior years
- The Authority's rules, regulations and official policy statements deemed relevant by the governing body of the authority to the interests of the residents within the authority's service area or jurisdiction
- Notice posted pursuant to the "Open Public Meetings Act" for each meeting of the Authority, setting forth the time, date, location and agenda of each meeting
- Beginning January 1, 2013, the approved minutes of each meeting of the Authority including all resolutions of the board and their committees; for at least three consecutive fiscal years
- The name, mailing address, electronic mail address and phone number of every person who exercises day-to-day supervision or management over some or all of the operations of the Authority
- A list of attorneys, advisors, consultants and any other person, firm, business, partnership, corporation or other organization which received any remuneration of \$17,500 or more during the preceding fiscal year for any service whatsoever rendered to the Authority.

It is hereby certified by the below authorized representative of the Authority that the Authority's website or webpage as identified above complies with the minimum statutory requirements of N.J.S.A. 40A:5A-17.1 as listed above. A check in each of the above boxes signifies compliance.

Name of Officer Certifying compliance

Ronald McNabb

Title of Officer Certifying compliance

Chairman

Signature



2017 AUTHORITY BUDGET RESOLUTION

Beachwood Sewerage Authority

FISCAL YEAR: FROM: January 1 TO: December 31

WHEREAS, the Annual Budget and Capital Budget for the Beachwood Sewerage Authority for the fiscal year beginning, January 1, 2017 and ending, December 31, 2017 has been presented before the governing body of the Beachwood Sewerage Authority at its open public meeting of October 18; and

WHEREAS, the Annual Budget as introduced reflects Total Revenues of \$1,774,728 , Total Appropriations, including any Accumulated Deficit if any, of \$1,905,129 and Total Unrestricted Net Position utilized of \$130,401; and

WHEREAS, the Capital Budget as introduced reflects Total Capital Appropriations of \$54,150 and Total Unrestricted Net Position planned to be utilized as funding thereof, of \$54,150; and


WHEREAS, the schedule of rates, fees and other charges in effect will produce sufficient revenues, together with all other anticipated revenues to satisfy all obligations to the holders of bonds of the Authority, to meet operating expenses, capital outlays, debt service requirements, and to provide for such reserves, all as may be required by law, regulation or terms of contracts and agreements; and

WHEREAS, the Capital Budget/Program, pursuant to N.J.A.C. 5:31-2, does not confer any authorization to raise or expend funds; rather it is a document to be used as part of the said Authority's planning and management objectives. Specific authorization to expend funds for the purposes described in this section of the budget, must be granted elsewhere; by bond resolution, by a project financing agreement, by resolution appropriating funds from the Renewal and Replacement Reserve or other means provided by law.

NOW, THEREFORE BE IT RESOLVED, by the governing body of the Beachwood Sewerage Authority, at an open public meeting held on October 18, that the Annual Budget, including all related schedules, and the Capital Budget/Program of the Beachwood Sewerage Authority for the fiscal year beginning, January 1 and ending, December 31 is hereby approved; and

BE IT FURTHER RESOLVED, that the anticipated revenues as reflected in the Annual Budget are of sufficient amount to meet all proposed expenditures/expenses and all covenants, terms and provisions as stipulated in the said Authority's outstanding debt obligations, capital lease arrangements, service contracts, and other pledged agreements; and

BE IT FURTHER RESOLVED, that the governing body of the Beachwood Sewerage Authority will consider the Annual Budget and Capital Budget/Program for adoption on December 13.



(Secretary's Signature)

October 18, 2016

Governing Body Member:	Recorded Vote			
	Aye	Nay	Abstain	Absent
Ronald McNabb	X			
Matthew Brown	X			
Robert Tapp	X			
Carl Schmidt	X			
John Risk	X			


2017 ADOPTION CERTIFICATION

Beachwood Sewerage Authority

AUTHORITY BUDGET

FISCAL YEAR: FROM: January 1 TO: December 31

It is hereby certified that the Authority Budget and Capital Budget/Program annexed hereto is a true copy of the Budget adopted by the governing body of the Beachwood Sewerage Authority, pursuant to N.J.A.C. 5:31-2.3, on the 6th day of, December, 2016.

Officer's Signature:			
Name:	Robert Tapp		
Title:	Secretary		
Address:	1133 Beach Avenue, Beachwood, NJ 08722		
Phone Number:	732-240-2608	Fax Number:	732-240-7278
E-mail address	beachwood_sewer_authority@verizon.net		

2017 ADOPTED BUDGET RESOLUTION

Beachwood Sewerage Authority AUTHORITY

FISCAL YEAR: FROM: January 1 TO: December 31

WHEREAS, the Annual Budget and Capital Budget/Program for the Beachwood Sewerage Authority for the fiscal year beginning January 1, 2017 and ending, December 31, 2017 has been presented for adoption before the governing body of the Beachwood Sewerage Authority at its open public meeting of December 6, 2016; and


WHEREAS, the Annual Budget and Capital Budget as presented for adoption reflects each item of revenue and appropriation in the same amount and title as set forth in the introduced and approved budget, including all amendments thereto, if any, which have been approved by the Director of the Division of Local Government Services; and

WHEREAS, the Annual Budget as presented for adoption reflects Total Revenues of \$1,774,728, Total Appropriations, including any Accumulated Deficit, if any, of \$1,905,129 and Total Unrestricted Net Position utilized of \$130,401; and

WHEREAS, the Capital Budget as presented for adoption reflects Total Capital Appropriations of \$54,150 and Total Unrestricted Net Position planned to be utilized of \$54,150; and

NOW, THEREFORE BE IT RESOLVED, by the governing body of Beachwood Sewerage Authority, at an open public meeting held on December 6, 2016 that the Annual Budget and Capital Budget/Program of the Beachwood Sewerage Authority for the fiscal year beginning, January 1 and, ending, December 31 is hereby adopted and shall constitute appropriations for the purposes stated; and

BE IT FURTHER RESOLVED, that the Annual Budget and Capital Budget/Program as presented for adoption reflects each item of revenue and appropriation in the same amount and title as set forth in the introduced and approved budget, including all amendments thereto, if any, which have been approved by the Director of the Division of Local Government Services.



(Secretary's Signature)

December 6, 2016

Governing Body Member:	Recorded Vote			
	Aye	Nay	Abstain	Absent
Ronald McNabb	X			
Matthew Brown	X			
Robert Tapp	X			
Carl Schmidt	X			
John Risk	X			

2017 AUTHORITY BUDGET

Narrative and Information Section

2017 AUTHORITY BUDGET MESSAGE & ANALYSIS

Beachwood Sewerage Authority

AUTHORITY BUDGET

FISCAL YEAR: FROM: January 1 TO: December 31

Answer all questions below. Attach additional pages and schedules as needed.

1. Complete a brief statement on the 2017 proposed Annual Budget and make comparison to the 2016 adopted budget for each operation. Explain any variances over +/-10% (As shown on budget page F-4 explain the reason for changes for each appropriation changing more than 10%) for each line item by operation. Explanations of variances should include a description of the reason for the increase/decrease in the budgeted line item, not just an indication of the amount and percent of the change. Attach any supporting documentation that will help to explain the reason for the increase/decrease in the budgeted line item. For example, if anticipated service charges have increased 15% due to an increase in rates, provide a copy of the resolution authorizing the rate increase. The budget remains relatively stable as compared to last year.
2. Complete a brief statement on the impact the proposed Annual Budget will have on Anticipated Revenues, especially service charges and on the general purpose/component unit financial statements. Explain significant increases or decreases, if any. An increase or decrease is considered significant if it is over +/-10% (As shown on budget page F-2 explain reason for change for each revenue changing more than 10%) from the current year adopted budget. A minor increase of \$1 per quarter on residential users which equates to \$.011 per day.
3. Describe the state of the local/regional economy and how it may impact the proposed Annual Budget, including the planned Capital Budget/Program. The local economy is reflective of the State's overall economy and has not had significant impact on the proposed authority budget.
4. Describe the reasons for utilizing Unrestricted Net Position in the proposed Annual Budget, i.e. rate stabilization, debt service reduction, to balance the budget, etc. If the Authority's budget anticipates a use of Unrestricted Net Position, this question must be answered. Unrestricted Net Position was utilized to balance the budget.
5. Identify any sources of funds transferred to the County/Municipality as a budget subsidy or a shared service and explain the reason for the transfer (i.e.: to balance the County/Municipality budget, etc.). N/A
6. The proposed budget must not reflect an anticipated deficit from 2017 operations. If there exists an accumulated deficit from prior years' budgets (and funding is included in the proposed budget as a result of a prior deficit) explain the funding plan to eliminate said deficit (N.J.S.A. 40A:5A-12). If the Authority has a net deficit reported in its most recent audit, it must provide a deficit reduction plan in response to this question. (Prepare a response to deficits caused by the implementation of GASB 68) N/A
7. Attach a schedule of the Authority's existing rate structure (connection fees, parking fees, service charges, etc.) if it has been changed since the prior year budget submission and a schedule of the proposed rate structure for the upcoming fiscal year. Explain any proposed changes in the rate structure and attach the resolution approving the change in the rate structure, if applicable.

AUTHORITY CONTACT INFORMATION

2017

Please complete the following information regarding this Authority. All information requested below must be completed.

Name of Authority:	Beachwood Sewerage Authority		
Federal ID Number:	23-7427427		
Address:	1133 Beach Avenue		
City, State, Zip:	Beachwood	NJ	08722
Phone: (ext.)	732-240-2608	Fax:	732-240-7278

Preparer's Name:	William E. Antonides, Jr.		
Preparer's Address:	2807 Hurley Pond Road, P.O. Box 1137		
City, State, Zip:	Wall	NJ	07719
Phone: (ext.)	732-681-0980	Fax:	732-681-4033
E-mail:	b.antonides.jr@gmail.com		

Chief Executive Officer:	Ronald McNabb		
Phone: (ext.)	732-240-2608	Fax:	732-240-7278
E-mail:	beachwoodSewer@verizon.net		

Chief Financial Officer:	Milly Tangen		
Phone: (ext.)	732-240-2608	Fax:	732-240-2608
E-mail:	beachwoodSewer@verizon.net		

Name of Auditor:	Brian Logan		
Name of Firm:	Suplee, Clooney & Company		
Address:	308 East Broad Street		
City, State, Zip:	Westfield	NJ	07090
Phone: (ext.)	908-789-9300	Fax:	908-789-8535
E-mail:	blogan@scneco.com		

AUTHORITY INFORMATIONAL QUESTIONNAIRE

BEACHWOOD SEWERAGE AUTHORITY

FISCAL YEAR: FROM: JANUARY 1 TO: DECEMBER 31

Answer all questions below completely and attach additional information as required.

- 1) Provide the number of individuals employed in calendar year 2015 as reported on the Authority's Form W-3, Transmittal of Wage and Tax Statements: **29**
- 2) Provide the amount of total salaries and wages for calendar year 2015 as reported on the Authority's Form W-3, Transmittal of Wage and Tax Statements: **\$369,671.75**
- 3) Provide the number of regular voting members of the governing body: **5**
- 4) Provide the number of alternate voting members of the governing body: **0**
- 5) Did any person listed on Page N-4 have a family or business relationship with any other person listed on Page N-4 during the current fiscal year? **NO** *If "yes," attach a description of the relationship including the names of the individuals involved and their positions at the Authority.*
- 6) Did all individuals that were required to file a Financial Disclosure Statement for the current fiscal year because of their relationship with the Authority file the form as required? **(Checked to see if individuals actually filed at http://fds.state.nj.us/njdca_prod/fdssearch.aspx before answering) YES** *If "no," provide a list of those individuals who failed to file a Financial Disclosure Statement and an explanation as to the reason for their failure to file.*
- 7) Does the Authority have any amounts receivable from current or former commissioners, officers, key employees or highest compensated employees? **NO** *If "yes," attach a list of those individuals, their position, the amount receivable, and a description of the amount due to the Authority.*
- 8) Was the Authority a party to a business transaction with one of the following parties:
 - a. A current or former commissioner, officer, key employee, or highest compensated employee? **NO**
 - b. A family member of a current or former commissioner, officer, key employee, or highest compensated employee? **NO**
 - c. An entity of which a current or former commissioner, officer, key employee, or highest compensated employee (or family member thereof) was an officer or direct or indirect owner? **NO***If the answer to any of the above is "yes," attach a description of the transaction including the name of the commissioner, officer, key employee, or highest compensated employee (or family member thereof) of the Authority; the name of the entity and relationship to the individual or family member; the amount paid; and whether the transaction was subject to a competitive bid process.*
- 9) Did the Authority during the most recent fiscal year pay premiums, directly or indirectly, on a personal benefit contract? A personal benefit contract is generally any life insurance, annuity, or endowment contract that benefits, directly or indirectly, the transferor, a member of the transferor's family, or any other person designated by the transferor. **NO** *If "yes," attach a description of the arrangement, the premiums paid, and indicate the beneficiary of the contract.*
- 10) Explain the Authority's process for determining compensation for all persons listed on Page N-4. Include whether the Authority's process includes any of the following: 1) review and approval by the commissioners or a committee thereof; 2) study or survey of compensation data for comparable positions in similarly sized entities; 3) annual or periodic performance evaluation; 4) independent compensation consultant; and/or 5) written employment contract. **Attach a narrative of your Authorities procedures for all employees. Any increase in pay for Authority Commissioners must be approved by resolution by the Borough of Beachwood Council members.**
- 11) Did the Authority pay for meals or catering during the current fiscal year? **NO** *If "yes," attach a detailed list of all meals and/or catering invoices for the current fiscal year and provide an explanation for each expenditure listed.*

- 12) Did the Authority pay for travel expenses for any employee or individual listed on Page N-4? **NO** *If "yes," attach a detailed list of all travel expenses for the current fiscal year and provide an explanation for each expenditure listed.*
- 13) Did the Authority provide any of the following to or for a person listed on Page N-4 or any other employee of the Authority:
- a. First class or charter travel **NO**
 - b. Travel for companions **NO**
 - c. Tax indemnification and gross-up payments **NO**
 - d. Discretionary spending account **NO**
 - e. Housing allowance or residence for personal use **NO**
 - f. Payments for business use of personal residence **NO**
 - g. Vehicle/auto allowance or vehicle for personal use **NO**
 - h. Health or social club dues or initiation fees **NO**
 - i. Personal services (i.e.: maid, chauffeur, chef) **NO**
- If the answer to any of the above is "yes," attach a description of the transaction including the name and position of the individual and the amount expended.*
- 14) Did the Authority follow a written policy regarding payment or reimbursement for expenses incurred by employees and/or commissioners during the course of Authority business and does that policy require substantiation of expenses through receipts or invoices prior to reimbursement? **YES** *If "no," attach an explanation of the Authority's process for reimbursing employees and commissioners for expenses. (If your authority does not allow for reimbursements indicate that in answer)*
- 15) Did the Authority make any payments to current or former commissioners or employees for severance or termination? **NO** *If "yes," attach explanation including amount paid.*
- 16) Did the Authority make any payments to current or former commissioners or employees that were contingent upon the performance of the Authority or that were considered discretionary bonuses? **NO** *If "yes," attach explanation including amount paid.*
- 17) Did the Authority comply with its Continuing Disclosure Agreements for all debt issuances outstanding by submitting its audited annual financial statements, annual operating data, and notice of material events to the Municipal Securities Rulemaking Board's Electronic Municipal Marketplace Access (EMMA) as required? **N/A** *If "no," attach a description of the Authority's plan to ensure compliance with its Continuing Disclosure Agreements in the future.*
- 18) Did the Authority receive any notices from the Department of Environmental Protection or any other entity regarding maintenance or repairs required to the Authority's systems to bring them into compliance with current regulations and standards that it has not yet taken action to remediate? **NO** *If "yes," attach explanation as to why the Authority has not yet undertaken the required maintenance or repairs and describe the Authority's plan to address the conditions identified.*
- 19) Did the Authority receive any notices of fines or assessments from the Department of Environmental Protection or any other entity due to noncompliance with current regulations (i.e.: sewer overflow, etc.)? **NO** *If "yes," attach a description of the event or condition that resulted in the fine or assessment and indicate the amount of the fine or assessment.*

**AUTHORITY SCHEDULE OF COMMISSIONERS, OFFICERS, KEY EMPLOYEES,
HIGHEST COMPENSATED EMPLOYEES AND INDEPENDENT CONTRACTORS
BEACHWOOD SEWERAGE AUTHORITY**

FISCAL YEAR: FROM: JANUARY 1 TO: DECEMBER 31

Complete the attached table for all persons required to be listed per #1-4 below.

- 1) List all of the Authority's current commissioners and officers and amount of compensation from the Authority and any other public entities as defined below. Enter zero if no compensation was paid.
- 2) List all of the Authority's key employees and highest compensated employees other than a commissioner or officer as defined below and amount of compensation from the Authority and any other public entities.
- 3) List all of the Authority's former officers, key employees and highest compensated employees who received more than \$100,000 in reportable compensation from the Authority and any other public entities during the most recent fiscal year completed.
- 4) List all of the Authority's former commissioners who received more than \$10,000 in reportable compensation from the Authority and any other public entities during the most recent fiscal year completed.

Commissioner: A member of the governing body of the authority with voting rights. Include alternates for purposes of this schedule.

Officer: A person elected or appointed to manage the authority's daily operations at any time during the year, such as the chairperson, vice-chairperson, secretary, or treasurer. For the purposes of this schedule, treat the authority's top management official and top financial official as officers. A member of the governing body may be both a commissioner and an officer for the purposes of this schedule.

Key employee: An employee or independent contractor of the authority (other than a commissioner or officer) who meets both of the following criteria:

- a) The individual received reportable compensation from the authority and other public entities in excess of \$150,000 for the most recent fiscal year completed; and
- b) The individual has responsibilities or influence over the authority as a whole or has power to control or determine 10% or more of the authority's capital expenditures or operating budget.

Highest compensated employee: One of the five highest compensated employees or independent contractors of the authority other than current commissioners, officers, or key employees whose aggregate reportable compensation from the authority and other public entities is greater than \$100,000 for the most recent fiscal year completed.

Compensation: All forms of cash and non-cash payments or benefits provided in exchange for services, including salaries and wages, bonuses, severance payments, deferred payments, retirement benefits, fringe benefits, and other financial arrangements or transactions such as personal vehicles, meals, housing, personal and family education benefits, below-market loans, payment of personal or family travel, entertainment, and personal use of the Authority's property. Compensation includes payments and other benefits provided to both employees and independent contractors in exchange for services.

Reportable compensation: The aggregate compensation that is reported (or is required to be reported) on Form W-2, box 1 or 5, whichever amount is greater, and/or Form 1099-MISC, box 7, for the most recent calendar year ended 60 days before the start of the proposed budget year. For example, for fiscal years ending December 31, 2017, the calendar year 2015 W-2 and 1099 should be used (60 days prior to start of budget year is November 1, 2016, with 2014 being the most recent calendar year ended), and for fiscal years ending June 30, 2018, the calendar year 2016 W-2 and 1099 should be used (60 days prior to start of budget year is May 1, 2017, with 2016 being the most recent calendar year ended).

Other Public Entity: Any municipality, county, local authority, fire district, or other government unit, regardless of whether it is related in any way to the Authority either by function or by physical location.

Authority Schedule of Commissioners, Officers, Key Employees, Highest Compensated Employees and Independent Contractors (Continued)

Geachwood Sewerage Authority
to
December 31, 2017

For the Period January 1, 2017

Name	Title	Average Hours per Week Dedicated to Position	Commissioner	Officer	Key Employee	Highest Compensated Employee	Former	Reportable Compensation from Authority (W-2/ 1099)		Estimated amount of other compensation from Authority (health benefits, pension, etc.)	Total Compensation from Authority	Names of Other Public Entities where individual is an Employee or Member of the Governing Body (1) See note below	Positions held at Other Public Entities Listed in Column O	Average Hours per Week Dedicated to Positions at Other Public Entities Listed in Column O	Reportable Compensation from Other Public Entities (W-2/ 1099)	Estimated amount of other compensation from Other Public Entities (health benefits, pension, payment in lieu of health benefits, etc.)	Total Compensation All Public Entities
								Base Salary/ Stipend	Bonus								
1 Ronald McNabb	Chairman		X					\$ 2,100		\$ 2,100	2,100	Federal Government	Personnel Management	\$ 40	\$ 119,256	\$ 121,356	67,727
2 Matthew Brown	Vice-Chairman		X					1,800		1,800	1,800	Tenn River Schools	Teacher	35	65,927	67,727	1,800
3 Robert G. Tapp	Secretary		X					1,800		1,800	1,800	None					1,800
4 Carl Schmidt	Treasurer		X					1,800		1,800	1,800	None					1,800
5 John Risk	Commissioner		X					1,800		1,800	1,800	None					1,800
6								0		0	0	None					0
7								0		0	0	None					0
8								0		0	0	None					0
9								0		0	0	None					0
10								0		0	0	None					0
11								0		0	0	None					0
12								0		0	0	None					0
13								0		0	0	None					0
14								0		0	0	None					0
15								0		0	0	None					0
Total:								\$ 9,300	\$ -	\$ 9,300	\$ 9,300			\$ 185,128	\$ -	\$ 194,483	

(1) Insert "None" in this column for each individual that does not hold a position with another Public Entity

Schedule of Health Benefits - Detailed Cost Analysis

Beachwood Sewerage Authority
For the Period January 1, 2017 to December 31, 2017

	# of Covered Members (Medical & Rx) Proposed Budget	Annual Cost		# of Covered Members (Medical & Rx) Current Year	Annual Cost per Employee Current Year	Total Prior year Year Cost	\$ Increase (Decrease)	% Increase (Decrease)
		Estimate per Employee Proposed Budget	Total Cost Estimate Proposed Budget					
Active Employees - Health Benefits - Annual Cost								
Single Coverage	1	\$ 10,000	\$ 10,000	1	\$ 9,309	\$ 9,309	\$ 691	7.4%
Parent & Child			-			-	-	#DIV/0!
Employee & Spouse (or Partner)			-			-	-	#DIV/0!
Family			-			-	-	#DIV/0!
Employee Cost Sharing Contribution (enter as negative - ;			(1,560)			(1,560)	-	0.0%
Subtotal	1		8,440	1		7,749	691	8.9%
Commissioners - Health Benefits - Annual Cost								
Single Coverage			-			-	-	#DIV/0!
Parent & Child			-			-	-	#DIV/0!
Employee & Spouse (or Partner)			-			-	-	#DIV/0!
Family			-			-	-	#DIV/0!
Employee Cost Sharing Contribution (enter as negative - ;			-			-	-	#DIV/0!
Subtotal	0		-	0		-	-	#DIV/0!
Retirees - Health Benefits - Annual Cost								
Single Coverage			-			-	-	#DIV/0!
Parent & Child			-			-	-	#DIV/0!
Employee & Spouse (or Partner)			-			-	-	#DIV/0!
Family			-			-	-	#DIV/0!
Employee Cost Sharing Contribution (enter as negative - ;			-			-	-	#DIV/0!
Subtotal	0		-	0		-	-	#DIV/0!
GRAND TOTAL	1		\$ 8,440	1		\$ 7,749	\$ 691	8.9%

Is medical coverage provided by the SHBP (Yes or No)? (Place Answer in Box)
Is prescription drug coverage provided by the SHBP (Yes or No)? (Place Answer in Box)

No	Yes or No
No	Yes or No

Note: Remember to Enter an amount in rows for Employee Cost Sharing

Schedule of Accumulated Liability for Compensated Absences

Beachwood Sewerage Authority
 For the Period January 1, 2017 to December 31, 2017

Complete the below table for the Authority's accrued liability for compensated absences.

X Box if Authority has no Compensated Absences

Individuals Eligible for Benefit	Gross Days of Accumulated Compensated Absences at beginning of Current Year	Dollar Value of Accrued Compensated Absence Liability	Legal Basis for Benefit (check applicable items)		
			Approved Labor Agreement	Resolution	Individual Employment Agreement
Beverly Clayton	29.39	\$ 5,189		X	
Tom Kirchgessner	18.69	4,906		X	
Milly Tangen	30	5,414		X	
Total liability for accumulated compensated absences at beginning of current year		\$ 15,509			

The total Amount Should agree to most recently issued audit report for the Authority

Schedule of Shared Service Agreements

For the Period **Beachwood Sewerage Authority** to **December 31, 2017**
January 1, 2017

Enter the shared service agreements that the Authority currently engages in and identify the amount that is received/paid for those services.

Name of Entity Providing Service	Name of Entity Receiving Service	Type of Shared Service Provided	Comments (Enter more specifics if needed)	Agreement Effective Date	Agreement End Date	Amount to be Received by/ Paid from Authority
N/A						

If No Shared Services X this Box

2017 AUTHORITY BUDGET

Financial Schedules Section

SUMMARY

Beachwood Sewerage Authority
For the Period January 1, 2017 to December 31, 2017

	FY 2017 Proposed Budget							FY 2016 Adopted Budget	\$ Increase (Decrease) Proposed vs. Adopted	% Increase (Decrease) Proposed vs. Adopted
	Sewer	N/A	N/A	N/A	N/A	N/A	Total All Operations	Total All Operations	All Operations	All Operations
REVENUES										
Total Operating Revenues	\$1,774,728	\$ -	\$ -	\$ -	\$ -	\$ -	\$1,774,728	\$ 1,759,300	\$ 15,428	0.9%
Total Non-Operating Revenues	-	-	-	-	-	-	-	-	-	#DIV/0!
Total Anticipated Revenues	<u>1,774,728</u>	<u>-</u>	<u>-</u>	<u>-</u>	<u>-</u>	<u>-</u>	<u>1,774,728</u>	<u>1,759,300</u>	<u>15,428</u>	<u>0.9%</u>
APPROPRIATIONS										
Total Administration	270,312	-	-	-	-	-	270,312	253,500	16,812	6.6%
Total Cost of Providing Services	1,504,860	-	-	-	-	-	1,504,860	1,429,550	75,310	5.3%
Total Principal Payments on Debt Service in Lieu of Depreciation	120,000	-	-	-	-	-	120,000	115,000	5,000	4.3%
Total Operating Appropriations	1,895,172	-	-	-	-	-	1,895,172	1,798,050	97,122	5.4%
Total Interest Payments on Debt	9,957	-	-	-	-	-	9,957	14,557	(4,600)	-31.6%
Total Other Non-Operating Appropriations	-	-	-	-	-	-	-	-	-	#DIV/0!
Total Non-Operating Appropriations	9,957	-	-	-	-	-	9,957	14,557	(4,600)	-31.6%
Accumulated Deficit	-	-	-	-	-	-	-	-	-	#DIV/0!
Total Appropriations and Accumulated Deficit	1,905,129	-	-	-	-	-	1,905,129	1,812,607	92,522	5.1%
Less: Total Unrestricted Net Position Utilized	130,401	-	-	-	-	-	130,401	53,307	77,094	144.6%
Net Total Appropriations	<u>1,774,728</u>	<u>-</u>	<u>-</u>	<u>-</u>	<u>-</u>	<u>-</u>	<u>1,774,728</u>	<u>1,759,300</u>	<u>15,428</u>	<u>0.9%</u>
ANTICIPATED SURPLUS (DEFICIT)	<u>\$ -</u>	<u>\$ -</u>	<u>\$ -</u>	<u>\$ -</u>	<u>\$ -</u>	<u>\$ -</u>	<u>\$ -</u>	<u>\$ -</u>	<u>\$ -</u>	<u>#DIV/0!</u>

Revenue Schedule

Beachwood Sewerage Authority

For the Period January 1, 2017 to December 31, 2017

	FY 2017 Proposed Budget						FY 2016 Adopted Budget	\$ Increase (Decrease) Proposed vs. Adopted	% Increase (Decrease) Proposed vs. Adopted	
	Sewer	N/A	N/A	N/A	N/A	N/A	Total All Operations	Total All Operations	All Operations	
OPERATING REVENUES										
<i>Service Charges</i>										
Residential	1629728						\$ 1,629,728	\$ 1,614,400	\$ 15,328	0.9%
Business/Commercial	60500						60,500	60,400	100	0.2%
Industrial							-	-		#DIV/0!
Intergovernmental	4500						4,500	4,500		0.0%
Other							-	-		#DIV/0!
Total Service Charges	1,694,728						1,694,728	1,679,300	15,428	0.9%
<i>Connection Fees</i>										
Residential	15000						15,000	15,000		0.0%
Business/Commercial							-	-		#DIV/0!
Industrial							-	-		#DIV/0!
Intergovernmental							-	-		#DIV/0!
Other							-	-		#DIV/0!
Total Connection Fees	15,000						15,000	15,000		0.0%
<i>Parking Fees</i>										
Meters							-	-		#DIV/0!
Permits							-	-		#DIV/0!
Fines/Penalties							-	-		#DIV/0!
Other							-	-		#DIV/0!
Total Parking Fees							-	-		#DIV/0!
<i>Other Operating Revenues (List)</i>										
Lateral Installations	15000						15,000	15,000		0.0%
Delinquent Penalties	50000						50,000	50,000		0.0%
Type in (Grant, Other Rev)							-	-		#DIV/0!
Type in (Grant, Other Rev)							-	-		#DIV/0!
Type in (Grant, Other Rev)							-	-		#DIV/0!
Type in (Grant, Other Rev)							-	-		#DIV/0!
Type in (Grant, Other Rev)							-	-		#DIV/0!
Type in (Grant, Other Rev)							-	-		#DIV/0!
Type in (Grant, Other Rev)							-	-		#DIV/0!
Type in (Grant, Other Rev)							-	-		#DIV/0!
Total Other Revenue	65,000						65,000	65,000		0.0%
Total Operating Revenues	1,774,728						1,774,728	1,759,300	15,428	0.9%
NON-OPERATING REVENUES										
<i>Other Non-Operating Revenues (List)</i>										
Type in							-	-		#DIV/0!
Type in							-	-		#DIV/0!
Type in							-	-		#DIV/0!
Type in							-	-		#DIV/0!
Type in							-	-		#DIV/0!
Type in							-	-		#DIV/0!
Total Other Non-Operating Revenue							-	-		#DIV/0!
<i>Interest on Investments & Deposits (List)</i>										
Interest Earned							-	-		#DIV/0!
Penalties							-	-		#DIV/0!
Other							-	-		#DIV/0!
Total Interest							-	-		#DIV/0!
Total Non-Operating Revenues							-	-		#DIV/0!
TOTAL ANTICIPATED REVENUES	\$1,774,728	\$ -	\$ -	\$ -	\$ -	\$ -	\$1,774,728	\$ 1,759,300	\$ 15,428	0.9%

Appropriations Schedule

Beachwood Sewerage Authority

For the Period January 1, 2017 to December 31, 2017

	FY 2017 Proposed Budget						FY 2016 Adopted Budget	\$ Increase (Decrease) Proposed vs. Adopted	% Increase (Decrease) Proposed vs. Adopted	
	Sewer	N/A	N/A	N/A	N/A	N/A	Total All Operations	Total All Operations	All Operations	
							Total All Operations	All Operations	All Operations	
OPERATING APPROPRIATIONS										
<i>Administration - Personnel</i>										
Salary & Wages	\$ 124,112						\$ 124,112	\$ 118,100	\$ 6,012	5.1%
Fringe Benefits	37,500						37,500	36,400	1,100	3.0%
Total Administration - Personnel	161,612	-	-	-	-	-	161,612	154,500	7,112	4.6%
<i>Administration - Other (List)</i>										
Professional Services	54,700						54,700	50,500	4,200	8.3%
Insurance	7,500						7,500	7,500	-	0.0%
Computer/Equipment Maintenance	12,000						12,000	10,000	2,000	20.0%
Utilities/Postage/Office Supplies	28,500						28,500	26,000	2,500	9.6%
Miscellaneous Administration*	6,000						6,000	5,000	1,000	20.0%
Total Administration - Other	108,700	-	-	-	-	-	108,700	99,000	9,700	9.8%
Total Administration	270,312	-	-	-	-	-	270,312	253,500	16,812	6.6%
<i>Cost of Providing Services - Personnel</i>										
Salary & Wages	188,660						188,660	151,620	37,040	24.4%
Fringe Benefits	38,700						38,700	37,600	1,100	2.9%
Total COPS - Personnel	227,360	-	-	-	-	-	227,360	189,220	38,140	20.2%
<i>Cost of Providing Services - Other (List)</i>										
Treatment Costs	1,090,000						1,090,000	1,090,000	-	0.0%
Contracted Services - Repairs	160,000						160,000	125,330	34,670	27.7%
Type In Description							-	-	-	#DIV/0!
Type In Description							-	-	-	#DIV/0!
Miscellaneous COPS*	27,500						27,500	25,000	2,500	10.0%
Total COPS - Other	1,277,500	-	-	-	-	-	1,277,500	1,240,330	37,170	3.0%
Total Cost of Providing Services	1,504,860	-	-	-	-	-	1,504,860	1,429,550	75,310	5.3%
Total Principal Payments on Debt Service in Lieu of Depreciation	120,000	-	-	-	-	-	120,000	115,000	5,000	4.3%
Total Operating Appropriations	1,895,172	-	-	-	-	-	1,895,172	1,798,050	97,122	5.4%
NON-OPERATING APPROPRIATIONS										
Total Interest Payments on Debt	9,957						9,957	14,557	(4,600)	-31.6%
Operations & Maintenance Reserve							-	-	-	#DIV/0!
Renewal & Replacement Reserve							-	-	-	#DIV/0!
Municipality/County Appropriation							-	-	-	#DIV/0!
Other Reserves							-	-	-	#DIV/0!
Total Non-Operating Appropriations	9,957	-	-	-	-	-	9,957	14,557	(4,600)	-31.6%
TOTAL APPROPRIATIONS	1,905,129	-	-	-	-	-	1,905,129	1,812,607	92,522	5.1%
ACCUMULATED DEFICIT										
							-	-	-	#DIV/0!
TOTAL APPROPRIATIONS & ACCUMULATED DEFICIT	1,905,129	-	-	-	-	-	1,905,129	1,812,607	92,522	5.1%
UNRESTRICTED NET POSITION UTILIZED										
Municipality/County Appropriation							-	-	-	#DIV/0!
Other	130,401						130,401	53,307	77,094	144.6%
Total Unrestricted Net Position Utilized	130,401	-	-	-	-	-	130,401	53,307	77,094	144.6%
TOTAL NET APPROPRIATIONS	\$1,774,728	\$ -	\$ -	\$ -	\$ -	\$ -	\$1,774,728	\$ 1,759,300	\$ 15,428	0.9%

* Miscellaneous line items may not exceed 5% of total operating appropriations shown below. If amount in miscellaneous is greater than the amount shown below, then the line item must be itemized above.

5% of Total Operating Appropriations \$94,758.60 \$ - \$ - \$ - \$ - \$ - \$ - \$94,758.60

Prior Year Adopted Appropriations Schedule

Beachwood Sewerage Authority

FY 2016 Adopted Budget

	Sewer	N/A	N/A	N/A	N/A	N/A	Total All Operations
OPERATING APPROPRIATIONS							
<i>Administration - Personnel</i>							
Salary & Wages	\$ 118,100						\$ 118,100
Fringe Benefits	36,400						36,400
Total Administration - Personnel	154,500	-	-	-	-	-	154,500
<i>Administration - Other (List)</i>							
Professional Services	50,500						50,500
Insurance	7,500						7,500
Computer/Equipment Maintenance	10,000						10,000
Utilities/Postage/Office Supplies	26,000						26,000
Miscellaneous Administration*	5,000						5,000
Total Administration - Other	99,000	-	-	-	-	-	99,000
Total Administration	253,500	-	-	-	-	-	253,500
<i>Cost of Providing Services - Personnel</i>							
Salary & Wages	151,620						151,620
Fringe Benefits	37,600						37,600
Total COPS - Personnel	189,220	-	-	-	-	-	189,220
<i>Cost of Providing Services - Other (List)</i>							
Treatment Costs	1,090,000						1,090,000
Contracted Services - Repairs	125,330						125,330
Type In Description							-
Type In Description							-
Miscellaneous COPS*	25,000						25,000
Total COPS - Other	1,240,330	-	-	-	-	-	1,240,330
Total Cost of Providing Services	1,429,550	-	-	-	-	-	1,429,550
Total Principal Payments on Debt Service in Lieu of Depreciation	115,000	-	-	-	-	-	115,000
Total Operating Appropriations	1,798,050	-	-	-	-	-	1,798,050
NON-OPERATING APPROPRIATIONS							
Total Interest Payments on Debt	14,557						14,557
Operations & Maintenance Reserve							-
Renewal & Replacement Reserve							-
Municipality/County Appropriation							-
Other Reserves							-
Total Non-Operating Appropriations	14,557	-	-	-	-	-	14,557
TOTAL APPROPRIATIONS	1,812,607	-	-	-	-	-	1,812,607
ACCUMULATED DEFICIT							-
TOTAL APPROPRIATIONS & ACCUMULATED DEFICIT	1,812,607	-	-	-	-	-	1,812,607
UNRESTRICTED NET POSITION UTILIZED							
Municipality/County Appropriation							-
Other	53,307						53,307
Total Unrestricted Net Position Utilized	53,307	-	-	-	-	-	53,307
TOTAL NET APPROPRIATIONS	\$ 1,759,300	\$ -	\$ -	\$ -	\$ -	\$ -	\$ 1,759,300

* Miscellaneous line items may not exceed 5% of total operating appropriations shown below. If amount in miscellaneous is greater than the amount shown below, then the line item must be itemized above.

5% of Total Operating Appropriations \$ 89,902.50 \$ - \$ - \$ - \$ - \$ - \$ 89,902.50

Debt Service Schedule - Principal

Beachwood Sewerage Authority

If Authority has no debt X this box

Fiscal Year Ending In

	Adopted Budget Year 2016	Proposed Budget Year 2017	2018	2019	2020	2021	2022	Thereafter	Total Principal Outstanding
<i>Sewer</i>									
Bond Series 2003	\$ 115,000	\$ 120,000	\$ 125,000						\$ 245,000
Type in Issue Name									-
Type in Issue Name									-
Type in Issue Name									-
Total Principal	115,000	120,000	125,000	-	-	-	-	-	245,000
<i>N/A</i>									
Type in Issue Name									-
Type in Issue Name									-
Type in Issue Name									-
Type in Issue Name									-
Total Principal	-	-	-	-	-	-	-	-	-
<i>N/A</i>									
Type in Issue Name									-
Type in Issue Name									-
Type in Issue Name									-
Type in Issue Name									-
Total Principal	-	-	-	-	-	-	-	-	-
<i>N/A</i>									
Type in Issue Name									-
Type in Issue Name									-
Type in Issue Name									-
Type in Issue Name									-
Total Principal	-	-	-	-	-	-	-	-	-
<i>N/A</i>									
Type in Issue Name									-
Type in Issue Name									-
Type in Issue Name									-
Type in Issue Name									-
Total Principal	-	-	-	-	-	-	-	-	-
TOTAL PRINCIPAL ALL OPERATIONS	\$ 115,000	\$ 120,000	\$ 125,000	\$ -	\$ -	\$ -	\$ -	\$ -	\$ 245,000

Indicate the Authority's most recent bond rating and the year of the rating by ratings service.

	<u>Moody's</u>	<u>Fitch</u>	<u>Standard & Poors</u>
Bond Rating			
Year of Last Rating			

Debt Service Schedule - Interest

Beachwood Sewerage Authority

If Authority has no debt X this box

	<i>Fiscal Year Ending in</i>							Total Interest Payments Outstanding	
	Adopted Budget Year 2016	Proposed Budget Year 2017	2018	2019	2020	2021	2022		Thereafter
<i>Sewer</i>									
Bond Series 2003	\$ 14,557	\$ 9,957	\$ 5,157						\$ 15,114
Type in Issue Name									-
Type in Issue Name									-
Type in Issue Name									-
Total Interest Payments	14,557	9,957	5,157	-	-	-	-	-	15,114
<i>N/A</i>									
Type in Issue Name									-
Type in Issue Name									-
Type in Issue Name									-
Type in Issue Name									-
Total Interest Payments	-	-	-	-	-	-	-	-	-
<i>N/A</i>									
Type in Issue Name									-
Type in Issue Name									-
Type in Issue Name									-
Type in Issue Name									-
Total Interest Payments	-	-	-	-	-	-	-	-	-
<i>N/A</i>									
Type in Issue Name									-
Type in Issue Name									-
Type in Issue Name									-
Type in Issue Name									-
Total Interest Payments	-	-	-	-	-	-	-	-	-
<i>N/A</i>									
Type in Issue Name									-
Type in Issue Name									-
Type in Issue Name									-
Type in Issue Name									-
Total Interest Payments	-	-	-	-	-	-	-	-	-
TOTAL INTEREST ALL OPERATIONS	\$ 14,557	\$ 9,957	\$ 5,157	\$ -	\$ -	\$ -	\$ -	\$ -	\$ 15,114

Net Position Reconciliation

Beachwood Sewerage Authority
For the Period January 1, 2017 to December 31, 2017

FY 2017 Proposed Budget

	Sewer	N/A	N/A	N/A	N/A	N/A	Total All Operations
TOTAL NET POSITION BEGINNING OF CURRENT YEAR (1)	\$3,399,244						\$3,399,244
Less: Invested in Capital Assets, Net of Related Debt (1)	2,571,248						2,571,248
Less: Restricted for Debt Service Reserve (1)	36,000						36,000
Less: Other Restricted Net Position (1)	500,000						500,000
Total Unrestricted Net Position (1)	291,996	-	-	-	-	-	291,996
Less: Designated for Non-Operating Improvements & Repairs							-
Less: Designated for Rate Stabilization							-
Less: Other Designated by Resolution							-
Plus: Accrued Unfunded Pension Liability (1)	658,859						658,859
Plus: Accrued Unfunded Other Post-Employment Benefit Liability (1)							-
Plus: Estimated Income (Loss) on Current Year Operations (2)	(24,407)						(24,407)
Plus: Other Adjustments (attach schedule)							-
UNRESTRICTED NET POSITION AVAILABLE FOR USE IN PROPOSED BUDGET	926,448	-	-	-	-	-	926,448
Unrestricted Net Position Utilized to Balance Proposed Budget	130,401	-	-	-	-	-	130,401
Unrestricted Net Position Utilized in Proposed Capital Budget	54,150	-	-	-	-	-	54,150
Appropriation to Municipality/County (3)	-	-	-	-	-	-	-
Total Unrestricted Net Position Utilized in Proposed Budget	184,551	-	-	-	-	-	184,551
PROJECTED UNRESTRICTED UNDESIGNATED NET POSITION AT END OF YEAR (4)	\$ 741,897	\$ -	\$ -	\$ -	\$ -	\$ -	\$ 741,897

(1) Total of all operations for this line item must agree to audited financial statements.

(2) Include budgeted and unbudgeted use of unrestricted net position in the current year's operations.

(3) Amount may not exceed 5% of total operating appropriations. See calculation below.

Maximum Allowable Appropriation to Municipality/County \$ 94,759 \$ - \$ - \$ - \$ - \$ 94,759

(4) If Authority is projecting a deficit for any operation at the end of the budget period, the Authority must attach a statement explaining its plan to reduce the deficit, including the timeline for elimination of the deficit, if not already detailed in the budget narrative section.

2017
BEACHWOOD
SEWERAGE
AUTHORITY

AUTHORITY
CAPITAL
BUDGET/
PROGRAM

**2017 CERTIFICATION OF AUTHORITY CAPITAL
BUDGET/PROGRAM**


BEACHWOOD SEWERAGE AUTHORITY

FISCAL YEAR: FROM: JANUARY 1 TO: DECEMBER 31

It is hereby certified that the Authority Capital Budget/Program annexed hereto is a true copy of the Capital Budget/Program approved, pursuant to N.J.A.C. 5:31-2.2, along with the Annual Budget, by the governing body of the Beachwood Sewerage Authority, on the 18th day of October, 2016.

OR

It is hereby certified that the governing body of the Beachwood Sewerage Authority have elected **NOT** to adopt a Capital Budget /Program for the aforesaid fiscal year, pursuant to N.J.A.C. 5:31-2.2 for the following reason(s):

Officer's Signature:			
Name:	Robert Tapp		
Title:	Secretary		
Address:	1133 Beach Avenue, Beachwood, NJ 08722		
Phone Number:	732-240-2608	Fax Number:	732-240-7278
E-mail address	beachwoodSewer@verizon.net		

2017 CAPITAL BUDGET/PROGRAM MESSAGE

Beachwood Sewerage Authority

FISCAL YEAR: FROM: January 1 TO: December 31

1. Has each municipality or county affected by the actions of the authority participated in the development of the capital plan and reviewed or approved the plans or projects included within the Capital Budget/Program?

N/A

2. Has each capital project/project financing been developed from a specific capital improvement plan or report; does it include full lifecycle costs; and is it consistent with appropriate elements of Master Plans or other plans in the jurisdiction(s) served by the authority?

YES

3. Has a long-term (10-20 years) infrastructure needs assessment or other capital plan with a horizon beyond six years been prepared?

NO

4. Describe the projected impact of the proposed capital projects, including impact on the schedule of rates, fees, and service charges and the impact on current and future year's schedules.

No impact of current or future rates.

5. Please indicate which capital projects/project financings are being undertaken in the Metropolitan or Suburban Planning Areas as defined in the State Development and Redevelopment Plan.

None

6. Please indicate which capital projects/project financings are being undertaken within the boundary of a State Planning Commission-designated Center and/or Endorsed Plan and if the project was included in the Plan Implementation Agenda for that Center/Endorsed Plan.

None

Add additional sheets if necessary.

Proposed Capital Budget

Beachwood Sewerage Authority
For the Period January 1, 2017 to December 31, 2017

	Estimated Total Cost	Funding Sources			
		Unrestricted Net Position Utilized	Renewal & Replacement Reserve	Debt Authorization	Other Capital Grants Sources
Sewer					
Computer Equipment and Software	\$ 8,000	\$ 8,000			
Security Cameras	8,500	8,500			
Resurfacing of Parking Lot	15,250	15,250			
System Improvements	22,400	22,400			
Total	54,150	54,150	-	-	-
N/A					
Type in Description	-				
Type in Description	-				
Type in Description	-				
Type in Description	-				
Total	-	-	-	-	-
N/A					
Type in Description	-				
Type in Description	-				
Type in Description	-				
Type in Description	-				
Total	-	-	-	-	-
N/A					
Type in Description	-				
Type in Description	-				
Type in Description	-				
Type in Description	-				
Total	-	-	-	-	-
N/A					
Type in Description	-				
Type in Description	-				
Type in Description	-				
Type in Description	-				
Total	-	-	-	-	-
N/A					
Type in Description	-				
Type in Description	-				
Type in Description	-				
Type in Description	-				
Total	-	-	-	-	-
TOTAL PROPOSED CAPITAL BUDGET	\$ 54,150	\$ 54,150	\$ -	\$ -	\$ -

Enter brief description of up to four projects for each operation above. For operations with more than four budgeted projects, please attach additional schedules. Input total amount of all projects for the operation on single line and enter "See Attached Schedule" instead of project description.

5 Year Capital Improvement Plan

Beachwood Sewerage Authority
For the Period January 1, 2017 to December 31, 2017

Fiscal Year Beginning in

	Estimated Total Cost	Current Budget Year 2017	2018	2019	2020	2021	2022
<i>Sewer</i>							
Computer Equipment and Soft. \$	8,000	\$ 8,000					
Security Cameras	8,500	8,500					
Resurfacing of Parking Lot	15,250	15,250					
System Improvements	22,400	22,400					
Total	54,150	54,150	-	-	-	-	-
<i>N/A</i>							
Type in Description	-	-					
Type in Description	-	-					
Type in Description	-	-					
Type in Description	-	-					
Total	-	-	-	-	-	-	-
<i>N/A</i>							
Type in Description	-	-					
Type in Description	-	-					
Type in Description	-	-					
Type in Description	-	-					
Total	-	-	-	-	-	-	-
<i>N/A</i>							
Type in Description	-	-					
Type in Description	-	-					
Type in Description	-	-					
Type in Description	-	-					
Total	-	-	-	-	-	-	-
<i>N/A</i>							
Type in Description	-	-					
Type in Description	-	-					
Type in Description	-	-					
Type in Description	-	-					
Total	-	-	-	-	-	-	-
TOTAL	\$ 54,150	\$ 54,150	\$ -	\$ -	\$ -	\$ -	\$ -

Project descriptions entered on Page CB-3 will carry forward to Pages CB-4 and CB-5. No need to re-enter project descriptions above.

5 Year Capital Improvement Plan Funding Sources

Beachwood Sewerage Authority

For the Period January 1, 2017 to December 31, 2017

	Estimated Total Cost	Funding Sources				
		Unrestricted Net Position Utilized	Renewal & Replacement Reserve	Debt Authorization	Capital Grants	Other Sources
Sewer						
Computer Equipment and Softw	\$ 8,000	\$ 8,000				
Security Cameras	8,500	8,500				
Resurfacing of Parking Lot	15,250	15,250				
System Improvements	22,400	22,400				
Total	54,150	54,150	-	-	-	-
N/A						
Type in Description	-					
Type in Description	-					
Type in Description	-					
Type in Description	-					
Total	-	-	-	-	-	-
N/A						
Type in Description	-					
Type in Description	-					
Type in Description	-					
Type in Description	-					
Total	-	-	-	-	-	-
N/A						
Type in Description	-					
Type in Description	-					
Type in Description	-					
Type in Description	-					
Total	-	-	-	-	-	-
N/A						
Type in Description	-					
Type in Description	-					
Type in Description	-					
Type in Description	-					
Total	-	-	-	-	-	-
TOTAL	\$ 54,150	\$ 54,150	\$ -	\$ -	\$ -	\$ -
Total 5 Year Plan per CB-4	\$ 54,150					
Balance check						

- If amount is other than zero, verify that projects listed above match projects listed on CB-4.

Project descriptions entered on Page CB-3 will carry forward to Pages CB-4 and CB-5. No need to re-enter project descriptions above.

